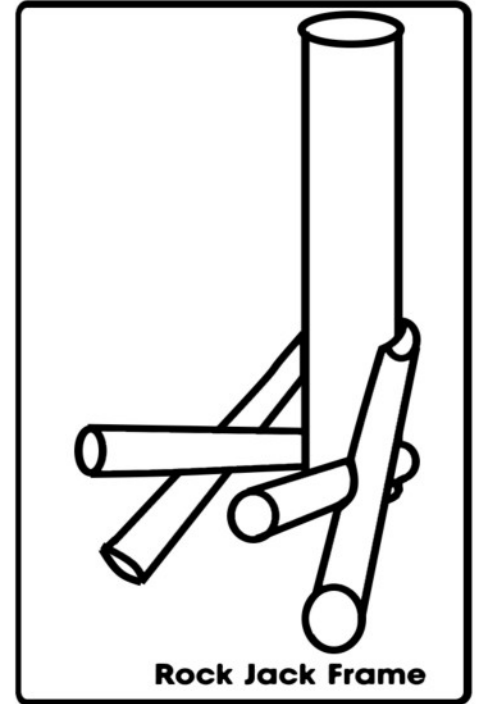


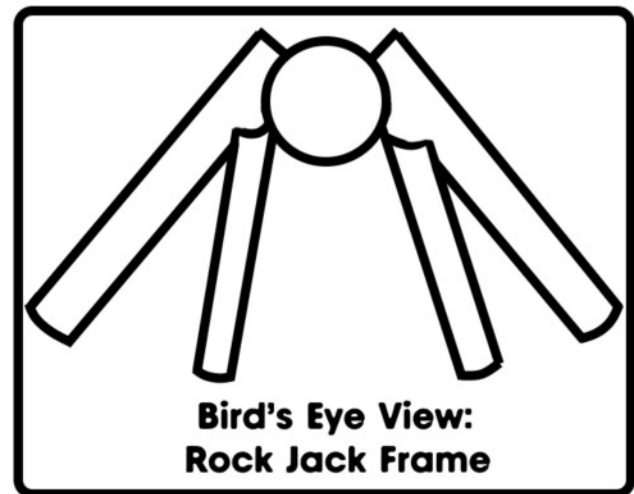
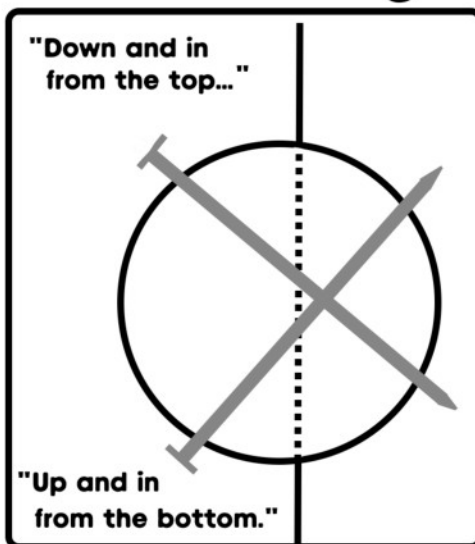
# Fencing at Basecamp

## Rock Jacks

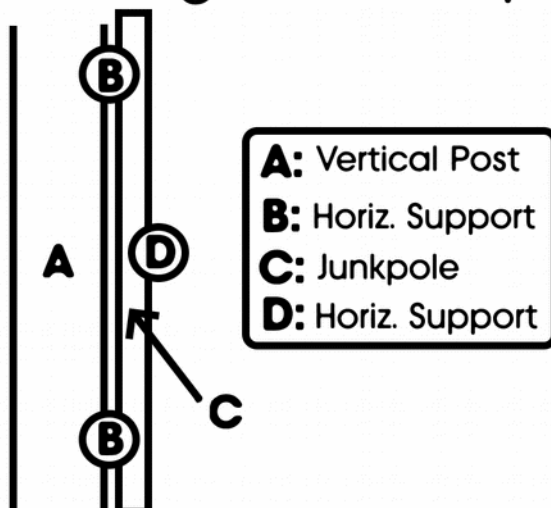
- Thick vertical posts.
- Beefy legs and arms.
- No wood touches the ground. Instead, lift logs onto rocks.
- Structure faces downhill-ish.
- Notches cut into legs and arms, NOT the vertical posts.
- Attach "shelf" pieces to the legs, NOT the arms.
- Legs positioned inside arms, NOT outside of them. Legs need two notches. Do not use screws.



## Toe-Nailing



## Fencing: Basecamp



## Junkpole Walls

- At basecamp we need to contain and protect chickens, so the middle support is connected to more junkpoles.
- Notch a few junkpoles, and secure them to the upper and lower horizontal supports with nails.
- Notch those same junkpoles to attach the middle support to them on the outside.
- Do not use screws. Use only nails. Toe-nail...!